




POWER ENGINEERING RESEARCH APPLICATIONS -2018

**A Workshop on Real-Time Digital Simulations for Power
Engineering Applications**

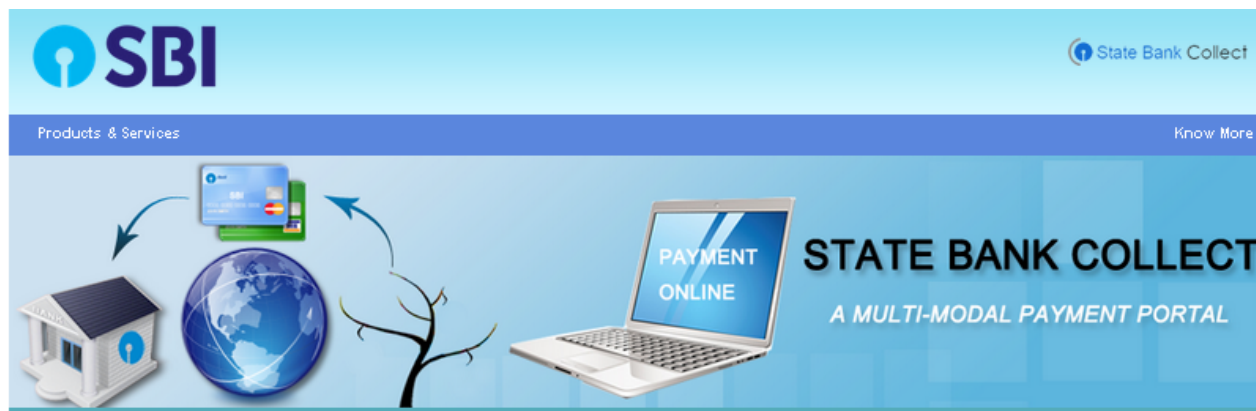


Registration Fee Payment Procedure through SBI Collect

Step 1:

Go to the SBI collect home page through the link given below and click **Proceed** after accepting the terms and conditions.

<https://www.onlinesbi.com/sbicollect/icollecthome.htm>



[DISCLAIMER CLAUSE](#)

डिस्क्लेमर क्लॉज़ हिंदी में देखने हेतु [यहां क्लिक](#) करें.

[Click here](#) to view the disclaimer clause in Hindi.

Terms Used:

- ▶ **Corporate Customer:** Firm/Company/Institution (F/C/I) collecting payment from their beneficiaries.
 - ▶ **User:** The beneficiary making a payment to F/C/I for the services/goods availed.
 - ▶ Bank shall not be responsible, in any way, for the quality or merchantability of any product/merchandise or any of the services related thereto, whatsoever, offered to the User by the Corporate Customer. Any disputes regarding the same or delivery of the Service or otherwise will be settled between Corporate Customer and the User and Bank shall not be a party to any such dispute. Any request for refund by the User on any grounds whatsoever should be taken up directly with the Corporate Customer and the Bank will not be concerned with such a request.
 - ▶ Bank takes no responsibility in respect of the services provided and User shall not be entitled to make any claim against the Bank for deficiency in the services provided by the Corporate Customer.
 - ▶ The User shall not publish, display, upload or transmit any information prohibited under Rule 3(2) of the Information Technology (Intermediaries guidelines) Rules, 2011.
 - ▶ In case of non-compliance of the terms and conditions of usage by the User, the Bank has the right to immediately terminate the access or usage rights of the User to the computer resource of the Bank and remove the non-compliant information.
- I have read and accepted the terms and conditions stated above.
(Click Check Box to proceed for payment.)

Proceed

Step 2:

Select **“Uttar Pradesh”** and **“Educational Institute”** for State and Type respectively, from the dropdown.

Click **“GO”**

State Bank Collect

Select State and Type of Corporate / Institution

State of Corporate/Institution *

Uttar Pradesh ▼

Type of Corporate/Institution *

Educational Institutions ▼

Go



- Mandatory fields are marked with an asterisk (*)
- State Bank Collect is a unique service for paying online to educational institutions, temples, charities and/or any other corporates/institutions accounts with the Bank.

Step 3:

Select **“INDIAN INSTITUTE OF TECHNOLOGY, KANPUR”** for Institute name, from the dropdown.

Click **“Submit”**

[Collect](#)

State Bank Collect

Select from Educational Institutions *

Educational Institutions Name

INDIAN INSTITUTE OF TECHNOLOGY, KANPUR ▼

Submit **Back**



➤ Mandatory fields are marked with an asterisk (*)

[Privacy Statement](#)

Step 4:

Select “**CDTE WORKSHOPS**” for payment category, from the dropdown.
Click “**Submit**”

ollect

State Bank Collect



INDIAN INSTITUTE OF TECHNOLOGY, KANPUR

G T ROAD, KALYANPUR, , KANPUR-208016

Provide details of payment

Select Payment Category *



- ❏ Mandatory fields are marked with an asterisk
- ❏ The payment structure document if available
- ❏ Date specified(if any) should be in the format

--Select Category--

--Select Category--

- Antaragni, IIT Kanpur
- CDTE WORKSHOPS**
- DONATION TO IIT KANPUR
- ESTATE OFFICE
- HALL - 6
- HALL-12
- HALL11
- MSWC RECEIPT
- PHYSICAL EDUCATION SECTION RECEIPT
- STUDENTS BENEFIT FUND
- STUDENTS GYM/KHANA


[Privacy Statement](#)

Step 5:

Fill the details with course code as “004”, course name as “Power Engineering Research Applications (PERA)”, duration 16th to 18th NOV 2018, appropriate category and course fee and Click “Submit”.

Make payment through net banking or Credit/Debit card

State Bank of India 21-Sep-2018 09:27:11



INDIAN INSTITUTE OF TECHNOLOGY, KANPUR
G T ROAD, KALYANPUR, KANPUR-208016

Provide details of payment

Select Payment Category *	CDTE WORKSHOPS
COURSE CODE *	004
COURSE TITLE *	Power Engineering Research
COURSE DURATION FROM *	16/11/2018
COURSE DURATION TO *	18/11/2018
PARTICIPANT CATEGORY *	NON IITK STUDENT
NAME OF PARTICIPANT *	XYZ****
NAME OF INSTITUTE/ ORGANISATION *	ABCD*****
COURSE FEE *	3100
Remarks	IEEE member

• PLEASE MENTION THE RECEIPT NO FOR FUTURE REFERENCE AND ALSO EMAIL A COPY OF THE RECEIPT TO QIP@IITK.AC.IN

Please enter your Name, Date of Birth (For Personal Banking) / Incorporation (For Corporate Banking) & Mobile Number. This is required to reprint your e-receipt / remittance(PAP) form, if the need arises.

Name *	XYZ****
Date of Birth / Incorporation*	
Mobile Number *	

Enter the text as shown in the image *

Power Engineering Research Applications (PERA)

Choose appropriate category from dropdown

Fill the amount according to the participant category

Mention whether you are an IEEE/PES member

Step 6:

Save the payment receipt and send it to ieepes.sbciitk@gmail.com along with IEEE membership card (If applicable).

If you are also participating in poster session kindly, send your poster to ieepes.sbciitk@gmail.com and after acceptance (25th OCT) of it make the payment of additional 700rs through the same procedure as above. (Mention “Poster Fee” in remarks of Step 5)